


General information about company	
Scrip code	543912
NSE Symbol	PIGL
MSEI Symbol	NA
ISIN	INE557Z01018
Name of the company	Power & Instrumentation (Gujarat) Limited
Whether company is SME	No
Class of Security	Equity Shares
Type of report	Capital Restructuring
Quarter Ended / Half year ended/Date of Report (For Prelisting / Allotment)	19-02-2025
Date of allotment / extinguishment (in case Capital Restructuring selected) / Listing Date	19-02-2025
Shareholding pattern filed under	Regulation 31 (1) (c)
Whether the listed entity is Public Sector Undertaking (PSU)?	No



Declaration					
Sr. No.	Particular	Yes/No	Promoter and Promoter Group	Public shareholder	Non Promoter- Non Public
1	Whether the Listed Entity has issued any partly paid up shares?	No	No	No	No
2	Whether the Listed Entity has issued any Convertible Securities ?	No	No	No	No
3	Whether the Listed Entity has issued any Warrants ?	Yes	Yes	Yes	No
4	Whether the Listed Entity has any shares against which depository receipts are issued?	No	No	No	No
5	Whether the Listed Entity has any shares in locked-in?	Yes	Yes	Yes	No
6	Whether any shares held by promoters are pledge or otherwise encumbered?	No	No		
7	Whether company has equity shares with differential voting rights?	No	No	No	No
8	Whether the listed entity has any significant beneficial owner?	No			




Table VI - Statement showing foreign ownership limits		
Particular	Approved limits (%)	Limits utilized (%)
As on shareholding date	100	1.26
As on the end of previous 1st quarter	100	0.99
As on the end of previous 2nd quarter	100	0.37
As on the end of previous 3rd quarter	100	0.19
As on the end of previous 4th quarter	100	0.07




Table I - Summary Statement holding of specified securities											
Category (I)	Category of shareholder (II)	Nos. Of shareholders (III)	No. of fully paid up equity shares held (IV)	No. Of Partly paid-up equity shares held (V)	No. Of shares underlying Depository Receipts (VI)	Total nos. shares held (VII) = (IV)+ (V)+ (VI)	Shareholding as a % of total no. of shares (calculated as per SCRR, 1957) (VIII) As a % of (A+B+C2)	Number of Voting Rights held in each class of securities (IX)			
								No of Voting (XIV) Rights			Total as a % of (A+B+C)
								Class eg X	Class eg y	Total	
(A)	Promoter & Promoter Group	10	7131500			7131500	42.9	7131500		7131500	42.9
(B)	Public	7438	9491400			9491400	57.1	9491400		9491400	57.1
(C)	Non Promoter-Non Public										
(C1)	Shares underlying DRs										
(C2)	Shares held by Employee Trusts										
	Total	7448	16622900			16622900	100	16622900		16622900	100



Table I - Summary Statement holding of specified securities													
Category (I)	Category of shareholder (II)	No. Of Shares Underlying Outstanding convertible securities (X)	No of Shares Underlying Outstanding Warrants (Xi)	No Of Shares Underlying Outstanding convertible securities and No Of Warrants (Xi) (a)	Shareholding, as a % assuming full conversion of convertible securities (as a percentage of diluted share capital) (XI)= (VII)+(X) As a % of (A+B+C2)	Number of Locked in shares (XII)		Number of Shares pledged or otherwise encumbered (XIII)		Number of equity shares held in dematerialized form (XIV)	Sub-categorization of shares		
						No. (a)	As a % of total Shares held (b)	No. (a)	As a % of total Shares held (b)		Sub-category (i)	Sub-category (ii)	Sub-category (iii)
(A)	Promoter & Promoter Group		3600000	3600000	50.69	3550500	49.79			7131500			
(B)	Public		946000	946000	49.31	3645000	38.4			9301400	0	0	0
(C)	Non Promoter-Non Public												
(C1)	Shares underlying DRs												
(C2)	Shares held by Employee Trusts												
	Total		4546000	4546000	100	7195500	43.29			16432900	0	0	0






Table II - Statement showing shareholding pattern of the Promoter and Promoter Group											
Sr	Category & Name of the Shareholders (I)	Nos. Of shareholders (III)	No. of fully paid up equity shares held (IV)	No. Of Partly paid-up equity shares held (V)	No. Of shares underlying Depository Receipts (VI)	Total nos. shares held (VII) = (IV)+(V)+(VI)	Shareholding as a % of total no. of shares (calculated as per SCRR, 1957) (VIII) As a % of (A+B+C2)	Number of Voting Rights held in each class of securities (IX)			
								No of Voting (XIV) Rights			Total as a % of Total Voting rights
								Class eg: X	Class eg:y	Total	
A	Table II - Statement showing shareholding pattern of the Promoter and Promoter Group										
(1)	Indian										
(a)	Individuals/Hindu undivided Family	8	6581500			6581500	39.59	6581500		6581500	39.59
(d)	Any Other (specify)	2	550000			550000	3.31	550000		550000	3.31
Sub-Total (A)(1)		10	7131500			7131500	42.9	7131500		7131500	42.9
(2)	Foreign										
Total Shareholding of Promoter and Promoter Group (A)=(A)(1)+(A)(2)		10	7131500			7131500	42.9	7131500		7131500	42.9
B	Table III - Statement showing shareholding pattern of the Public shareholder										
(1)	Institutions (Domestic)										
(2)	Institutions (Foreign)										
(3)	Central Government / State Government(s)										
(4)	Non-institutions										
(g)	Resident Individuals holding nominal share capital up to Rs. 2 lakhs	7027	2746871			2746871	16.52	2746871		2746871	16.52
(h)	Resident Individuals holding nominal share capital in excess of Rs. 2 lakhs	94	4802955			4802955	28.89	4802955		4802955	28.89
(i)	Non Resident Indians (NRIs)	103	202937			202937	1.22	202937		202937	1.22
(l)	Bodies Corporate	52	926224			926224	5.57	926224		926224	5.57
(m)	Any Other (specify)	162	812413			812413	4.89	812413		812413	4.89
Sub-Total (B)(4)		7438	9491400			9491400	57.1	9491400		9491400	57.1
Total Public Shareholding (B)=(B)(1)+(B)(2)+(B)(3)+(B)(4)		7438	9491400			9491400	57.1	9491400		9491400	57.1
C	Table IV - Statement showing shareholding pattern of the Non Promoter- Non Public shareholder										
Total (A+B+C2)		7448	16622900			16622900	100	16622900		16622900	100
Total (A+B+C)		7448	16622900			16622900	100	16622900		16622900	100




Table II - Statement showing shareholding pattern of the Promoter and Promoter Group												
Sr	No Of Shares Underlying Outstanding convertible securities (X)	No of Shares Underlying Outstanding Warrants (Xi)	No Of Shares Underlying Outstanding convertible securities and No Of Warrants (Xi) (a)	Shareholding , as a % assuming full conversion of convertible securities (as a percentage of diluted share capital) (XI)= (VII)+(X) As a % of (A+B+C2)	Number of Locked in shares (XII)		Number of Shares pledged or otherwise encumbered (XIII)		Number of equity shares held in dematerialized form (XIV)	Sub-categorization of shares		
					No (a)	As a % of total Shares held (b)	No (a)	As a % of total Shares held (b)		Sub-category (i)	Sub-category (ii)	Sub-category (iii)
A	Table II - Statement showing shareholding pattern of the Promoter and Promoter Group											
(1)	Indian											
(a)		800000	800000	34.87	3000500	45.59			6581500			
(d)		2800000	2800000	15.83	550000	100			550000			
Sub-Total (A) (1)		3600000	3600000	50.69	3550500	49.79			7131500			
(2)	Foreign											
Total Shareholding of Promoter and Promoter Group (A)= (A)(1)+(A)(2)		3600000	3600000	50.69	3550500	49.79			7131500			
B	Table III - Statement showing shareholding pattern of the Public shareholder											
(1)	Institutions (Domestic)											
(2)	Institutions (Foreign)											
(3)	Central Government / State Government(s)											
(4)	Non-institutions											
(g)		20000	20000	13.07	357000	13			2746871	0	0	0
(h)		706000	706000	26.02	2557000	53.24			4612955	0	0	0
(i)		0	0	0.96	122000	60.12			202937	0	0	0
(l)		220000	220000	5.41	288000	31.09			926224	0	0	0
(m)		0	0	3.84	321000	39.51			812413	0	0	0
Sub-Total (B) (4)		946000	946000	49.31	3645000	38.4			9301400	0	0	0
Total Public Shareholding (B)=(B)(1)+(B)(2)+(B)(3)+(B)(4)		946000	946000	49.31	3645000	38.4			9301400	0	0	0
C	Table IV - Statement showing shareholding pattern of the Non Promoter- Non Public shareholder											
Total (A+B+C2)		4546000	4546000	100	7195500	43.29			16432900			
Total (A+B+C)		4546000	4546000	100	7195500	43.29			16432900			




Individuals/Hindu undivided Family							
Serial No	1	2	3	4	5	6	7
Name of the Shareholders (I)	PADMARAJ PADMANABHAN PILLAI	KAVITA PADMARAJ PILLAI	PADMAVATI PADMANABHAN PILLAI	SRIRAM PADMANABHAN NAIR	SHREEKALA PADMANABHAN PILLAI	PADMARAJ PADMANABH PILLAI	SREELATHA PADMANABHAN NAIR
PAN (II)	ADGPP9600G	AGKPG2278G	AGFPP3585L	AJBPN4583F	AKRPP0706F	AAMFP0941K	ACSPN1429J
No. of fully paid up equity shares held (IV)	3259800	1165000	1100000	590500	286000	180000	200
No. Of Partly paid-up equity shares held (V)							
No. Of shares underlying Depository Receipts (VI)							
Total nos. shares held (VII) = (IV)+ (V)+ (VI)	3259800	1165000	1100000	590500	286000	180000	200
Shareholding as a % of total no. of shares (calculated as per SCRR, 1957) (VIII) As a % of (A+B+C2)	19.61	7.01	6.62	3.55	1.72	1.08	0
Number of Voting Rights held in each class of securities (IX)							
Class eg X	3259800	1165000	1100000	590500	286000	180000	200
Class eg y							
Total	3259800	1165000	1100000	590500	286000	180000	200
Total as a % of Total Voting rights	19.61	7.01	6.62	3.55	1.72	1.08	0
No. Of Shares Underlying Outstanding convertible securities (X)							
No. of Shares Underlying Outstanding Warrants (Xi)	0	0	0	0	0	0	0
No. Of Shares Underlying Outstanding convertible securities and No. Of Warrants (Xi) (a)	0	0	0	0	0	0	0
Shareholding , as a % assuming full conversion of convertible securities (as a percentage of diluted share capital) (XI)= (VII)+(Xi)(a) As a % of (A+B+C2)	15.4	5.5	5.2	2.79	1.35	0.85	0
Number of Locked in shares (XII)							
No. (a)	1445000	665000	300000	590500	0	0	0
As a % of total Shares held (b)	44.33	57.08	27.27	100	0	0	0
Number of Shares pledged or otherwise encumbered (XIII)							
No. (a)							
As a % of total Shares held (b)							
Number of equity shares held in dematerialized form (XIV)	3259800	1165000	1100000	590500	286000	180000	200



Reason for not providing PAN							
Reason for not providing PAN							
Shareholder type	Promoter	Promoter Group	Promoter	Promoter Group	Promoter Group	Promoter Group	Promoter Group




Individuals/Hindu undivided Family		
Serial No.	8	
Name of the Shareholders (I)	PADMARAJ P PILLAI HUF	Click here to go back
PAN (II)	AALHP9463P	Total
No. of fully paid up equity shares held (IV)	0	6581500
No. Of Partly paid-up equity shares held (V)		
No. Of shares underlying Depository Receipts (VI)		
Total nos. shares held (VII) = (IV)+ (V)+ (VI)	0	6581500
Shareholding as a % of total no. of shares (calculated as per SCRR, 1957) (VIII) As a % of (A+B+C2)	0	39.59
Number of Voting Rights held in each class of securities (IX)		
Class eg X	0	6581500
Class eg y		
Total	0	6581500
Total as a % of Total Voting rights	0	39.59
No. Of Shares Underlying Outstanding convertible securities (X)		
No. of Shares Underlying Outstanding Warrants (Xi)	800000	800000
No. Of Shares Underlying Outstanding convertible securities and No. Of Warrants (Xi) (a)	800000	800000
Shareholding , as a % assuming full conversion of convertible securities (as a percentage of diluted share capital) (XI)= (VII)+(Xi)(a) As a % of (A+B+C2)	3.78	34.87
Number of Locked in shares (XII)		
No. (a)	0	3000500
As a % of total Shares held (b)	0	45.59
Number of Shares pledged or otherwise encumbered (XIII)		
No. (a)		
As a % of total Shares held (b)		
Number of equity shares held in dematerialized form (XIV)	0	6581500
Reason for not providing PAN		




2/26/25, 4:41 PM

shp post.html


Reason for not providing PAN		
Shareholder type	Promoter Group	



Any Other (specify)			
Serial No	1	2	
Category	Other	Bodies Corporate	Click here to go back
Name of the Shareholders (I)	PADMAVIR HOSPITALITY LLP	POWER INFRA CONS PRIVATE LIMITED	
PAN (II)	AAXFP3560B	AAFPC5402K	Total
No of the Shareholders (I)	1	1	2
No. of fully paid up equity shares held (IV)	0	550000	550000
No. Of Partly paid-up equity shares held (V)			
No. Of shares underlying Depository Receipts (VI)			
Total nos shares held (VII) = (IV)+ (V)+ (VI)	0	550000	550000
Shareholding as a % of total no. of shares (calculated as per SCRR, 1957) (VIII) As a % of (A+B+C2)	0	3.31	3.31
Number of Voting Rights held in each class of securities (IX)			
Class eg: X	0	550000	550000
Class eg: y			
Total	0	550000	550000
Total as a % of Total Voting rights	0	3.31	3.31
No. Of Shares Underlying Outstanding convertible securities (X)			
No. of Shares Underlying Outstanding Warrants (Xi)	1700000	1100000	2800000
No. Of Shares Underlying Outstanding convertible securities and No. Of Warrants (Xi) (a)	1700000	1100000	2800000
Shareholding , as a % assuming full conversion of convertible securities (as a percentage of diluted share capital) (XI)= (VII)+(X) As a % of (A+B+C2)	8.03	7.79	15.83
Number of Locked in shares (XII)			
No. (a)	0	550000	550000
As a % of total Shares held (b)	0	100	100
Number of Shares pledged or otherwise encumbered (XIII)			
No (a)			
As a % of total Shares held (b)			




Number of equity shares held in dematerialized form (XIV)	0	550000	550000
Reason for not providing PAN			
Reason for not providing PAN			
Shareholder type	Promoter Group	Promoter Group	



Bodies Corporate		
Serial No	1	
Name of the Shareholders (I)	SHALAKA INFRA TECH INDIA PRIVATE LIMITED	Click here to go back
PAN (II)	AAJCS6397Q	Total
No of fully paid up equity shares held (IV)	200000	200000
No Of Partly paid-up equity shares held (V)		
No Of shares underlying Depository Receipts (VI)		
Total nos shares held (VII) = (IV)+ (V)+ (VI)	200000	200000
Shareholding as a % of total no of shares (calculated as per SCRR, 1957) (VIII) As a % of (A+B+C2)	1.2	1.2
Number of Voting Rights held in each class of securities (IX)		
Class eg X	200000	200000
Class eg y		
Total	200000	200000
Total as a % of Total Voting rights	1.2	1.2
No. Of Shares Underlying Outstanding convertible securities (X)		
No. of Shares Underlying Outstanding Warrants (Xi)	0	0
No. Of Shares Underlying Outstanding convertible securities and No. Of Warrants (Xi) (a)	0	0
Shareholding , as a % assuming full conversion of convertible securities (as a percentage of diluted share capital) (XI)= (VII)+(X) As a % of (A+B+C2)	0.94	0.94
Number of Locked in shares (XII)		
No (a)	200000	200000
As a % of total Shares held (b)	100	100
Number of equity shares held in dematerialized form (XIV)	200000	200000
Reason for not providing PAN		
Reason for not providing PAN		
Sub-categorization of shares		
Shareholding (No. of shares) under		



Sub-category (i)	0	0
Sub-category (ii)	0	0
Sub-category (iii)	0	0




Individuals - ii. Individual shareholders holding nominal share capital in excess of Rs. 2 lakhs.			
Serial No.	1	2	
Name of the Shareholders (I)	SUMITKUMAR RAMESH GUPTA	AMIT DHANYAKUMAR CHORDIA	Click here to go back
PAN (II)	AIDPG0090M	ALAPC7643Q	Total
No of fully paid up equity shares held (IV)	217729	175007	392736
No. Of Partly paid-up equity shares held (V)			
No. Of shares underlying Depository Receipts (VI)			
Total nos. shares held (VII) = (IV)+ (V)+ (VI)	217729	175007	392736
Shareholding as a % of total no. of shares (calculated as per SCRR, 1957) (VIII) As a % of (A+B+C2)	1.31	1.05	2.36
Number of Voting Rights held in each class of securities (IX)			
Class eg. X	217729	175007	392736
Class eg. y			
Total	217729	175007	392736
Total as a % of Total Voting rights	1.31	1.05	2.36
No. Of Shares Underlying Outstanding convertible securities (X)			
No. of Shares Underlying Outstanding Warrants (Xi)	0	0	0
No. Of Shares Underlying Outstanding convertible securities and No. Of Warrants (Xi) (a)	0	0	0
Shareholding , as a % assuming full conversion of convertible securities (as a percentage of diluted share capital) (XI)= (VII)+(X) As a % of (A+B+C2)	1.03	0.83	1.86
Number of Locked in shares (XII)			
No. (a)	0	0	0
As a % of total Shares held (b)	0	0	0
Number of equity shares held in dematerialized form (XIV)	217729	175007	392736
Reason for not providing PAN			
Reason for not providing PAN			
Sub-categorization of shares			
Shareholding (No. of shares) under			

Sub-category (i)	0	0	0
Sub-category (ii)	0	0	0
Sub-category (iii)	0	0	0



Any Other (specify)

Serial No	1	2	3	
Category	HUF	Trusts	Firm	
Category / More than 1 percentage	Category	Category	Category	
Name of the Shareholders (I)				Click here to go back
PAN (II)				Total
No of the Shareholders (I)	141	1	20	162
No. of fully paid up equity shares held (IV)	566963	50	245400	812413
No. Of Partly paid-up equity shares held (V)				
No. Of shares underlying Depository Receipts (VI)				
Total nos shares held (VII) = (IV)+ (V)+ (VI)	566963	50	245400	812413
Shareholding as a % of total no. of shares (calculated as per SCRR, 1957) (VIII) As a % of (A+B+C2)	3.41	0	1.48	4.89
Number of Voting Rights held in each class of securities (IX)				
Class eg: X	566963	50	245400	812413
Class eg: y				
Total	566963	50	245400	812413
Total as a % of Total Voting rights	3.41	0	1.48	4.89
No. Of Shares Underlying Outstanding convertible securities (X)				
No. of Shares Underlying Outstanding Warrants (Xi)	0	0	0	0
No. Of Shares Underlying Outstanding convertible securities and No. Of Warrants (Xi) (a)	0	0	0	0
Shareholding, as a % assuming full conversion of convertible securities (as a percentage of diluted share capital) (XI)= (VII)+(X) As a % of (A+B+C2)	2.68	0	1.16	3.84
Number of Locked in shares (XII)				
No. (a)	292000	0	29000	321000
As a % of total Shares held (b)	51.5	0	11.82	39.51
Number of equity shares held in dematerialized form (XIV)	566963	50	245400	812413



Reason for not providing PAN				
Reason for not providing PAN				
Sub-categorization of shares				
Shareholding (No. of shares) under				
Sub-category (i)	0	0	0	0
Sub-category (ii)	0	0	0	0
Sub-category (iii)	0	0	0	0

